

Using Git

Matthieu Moy

Matthieu.Moy@univ-lyon1.fr
<https://matthieu-moy.fr/>

2018



In case of fire



1. git commit



2. git push



3. leave building

Outline

- 1 Revision Control System
- 2 Git: Basic Principles
- 3 Git Vs Others
- 4 An Example Using Git
- 5 Advices Using Git



Backups: The Old Good Time

- **Basic problems:**

- ▶ “Oh, my disk crashed.” / “Someone has stolen my laptop!”
- ▶ “@#%!!, I’ve just deleted this important file!”
- ▶ “Oops, I introduced a bug a long time ago in my code, how can I see how it was before?”



Backups: The Old Good Time

- Basic problems:

- ▶ “Oh, my disk crashed.” / “Someone has stolen my laptop!”
- ▶ “@#%!!, I’ve just deleted this important file!”
- ▶ “Oops, I introduced a bug a long time ago in my code, how can I see how it was before?”

- Historical solutions:

- ▶ **Replicate:**

```
$ cp -r ~/project/ ~/backup/
```

(or better, copy to a remote machine like pedagoglinux)

- ▶ **Keep history:**

```
$ cp -r ~/project/ ~/backup/2018-02-02_project
```

- ▶ ...



Collaborative Development: The Old Good Time

- **Basic problems:** Several persons working on the same set of files
 - 1 “Hey, you’ve modified the same file as me, how do we merge?”,
 - 2 “Your modifications are broken, your code doesn’t even compile. Fix your changes before sending it to me!”,
 - 3 “Your bug fix here seems interesting, but I don’t want your other changes”.



Collaborative Development: The Old Good Time

- Basic problems: Several persons working on the same set of files
 - ① “Hey, you’ve modified the same file as me, how do we merge?”,
 - ② “Your modifications are broken, your code doesn’t even compile. Fix your changes before sending it to me!”,
 - ③ “Your bug fix here seems interesting, but I don’t want your other changes”.
- **Historical solutions:**
 - ▶ Never two persons work at the same time. ⇒ Doesn’t scale up! Unsafe.
 - ▶ People work on the same directory (same machine, NFS, ACLs ...)
⇒ Painful because of (2) above.
 - ▶ People work trying to avoid conflicts, and **merge** later.



Merging: Problem and Solution

- My version

```
#include <stdio.h>

int main () {
    printf("Hello");

    return EXIT_SUCCESS;
}
```

- Your version

```
#include <stdio.h>

int main () {
    printf("Hello!\n");

    return 0;
}
```



Merging: Problem and Solution

- My version

```
#include <stdio.h>

int main () {
    printf("Hello");

    return EXIT_SUCCESS;
}
```

- Your version

```
#include <stdio.h>

int main () {
    printf("Hello!\n");

    return 0;
}
```

- Common ancestor

```
#include <stdio.h>

int main () {
    printf("Hello");

    return 0;
}
```



Merging: Problem and Solution

- My version

```
#include <stdio.h>

int main () {
    printf("Hello");

    return EXIT_SUCCESS;
}
```

- Your version

```
#include <stdio.h>

int main () {
    printf("Hello!\n");

    return 0;
}
```

- Common ancestor

```
#include <stdio.h>

int main () {
    printf("Hello");

    return 0;
}
```

This merge can be done for you by an automatic tool

Merging relies on history!



Merging: Problem and Solution

- My version

```
#include <stdio.h>

int main () {
    printf("Hello");

    return EXIT_SUCCESS;
}
```

- Your version

```
#include <stdio.h>

int main () {
    printf("Hello!\n");

    return 0;
}
```

- Common ancestor

```
#include <stdio.h>

int main () {
    printf("Hello");

    return 0;
}
```

This merge can be done for you by an automatic tool

Merging relies on history!

Collaborative development linked to backups



Merging

Space of possible revisions
(arbitrarily represented in 2D)



Merging

Space of possible revisions
(arbitrarily represented in 2D)

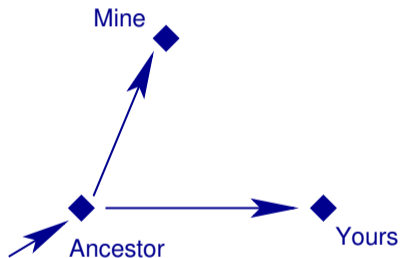
Mine 

 Yours



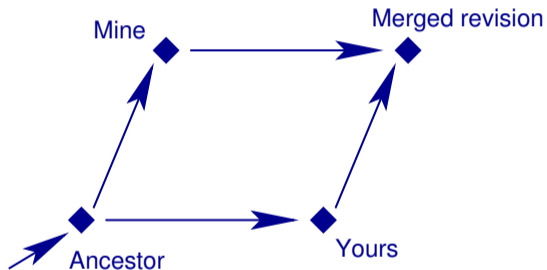
Merging

Space of possible revisions
(arbitrarily represented in 2D)



Merging

Space of possible revisions
(arbitrarily represented in 2D)



Revision Control System: Basic Idea

- Keep track of **history**:
 - ▶ `commit` = snapshot of the current state,
 - ▶ Meta-data (user's name, date, descriptive message, . . .) recorded in commit.
- Use it for **merging**/collaborative development.
 - ▶ Each user works on its own copy,
 - ▶ User explicitly “takes” modifications from others when (s)he wants.



Revision Control System: Basic Idea

- Keep track of history:
 - ▶ `commit` = snapshot of the current state,
 - ▶ Meta-data (user's name, date, descriptive message, . . .) recorded in commit.
- Use it for merging/collaborative development.
 - ▶ Each user works on its own copy,
 - ▶ User explicitly “takes” modifications from others when (s)he wants.
- Efficient storage/compression (“delta-compression \approx incremental backup”)



Outline

- 1 Revision Control System
- 2 Git: Basic Principles
- 3 Git Vs Others
- 4 An Example Using Git
- 5 Advices Using Git



Git: Basic concepts

- Each working directory contains:
 - ▶ The files you work on (as usual)
 - ▶ The history, or “repository” (in the directory `.git/`)
- Basic operations:
 - ▶ **git clone**: get a copy of an existing repository (files + history)
 - ▶ **git commit**: create a new revision in a repository
 - ▶ **git pull**: get revisions from a repository
 - ▶ **git push**: send revisions to a repository
 - ▶ **git add**, **git rm** and **git mv**: tell Git which files should be tracked
 - ▶ **git status**: know what's going on
- For us:
 - ▶ Each team creates a shared repository, in addition to work trees



Outline

- 1 Revision Control System
- 2 Git: Basic Principles
- 3 Git Vs Others**
- 4 An Example Using Git
- 5 Advices Using Git



Outline of this section

3 Git Vs Others

- **History**
- Popularity
- Centralized Vs Decentralized



A bit of history

1986: Birth of CVS, centralized version system

2000: Birth of Subversion (SVN), a replacement for CVS with the same concepts

2005: First version of Git



Git and the Linux Kernel

1991: Linus Torvalds starts writing Linux, using mostly tar+patch,

2002: Linux adopts BitKeeper, a proprietary decentralized version control system (available free of cost for Linux),

2002-2005: Flamewars against BitKeeper, some Free Software alternatives appear (GNU Arch, Darcs, Monotone). None are good enough technically.

¹<https://ianskerrett.wordpress.com/2014/06/23/eclipse-community-survey-2014-results/>

Git and the Linux Kernel

- 1991: Linus Torvalds starts writing Linux, using mostly tar+patch,
- 2002: Linux adopts BitKeeper, a proprietary decentralized version control system (available free of cost for Linux),
- 2002-2005: Flamewars against BitKeeper, some Free Software alternatives appear (GNU Arch, Darcs, Monotone). None are good enough technically.
- 2005: BitKeeper's free of cost license revoked. Linux has to migrate.
- 2005: Unsatisfied with the alternatives, Linus decides to start his own project, **Git**.

¹<https://ianskerrett.wordpress.com/2014/06/23/eclipse-community-survey-2014-results/>

Git and the Linux Kernel

- 1991: Linus Torvalds starts writing Linux, using mostly tar+patch,
- 2002: Linux adopts BitKeeper, a proprietary decentralized version control system (available free of cost for Linux),
- 2002-2005: Flamewars against BitKeeper, some Free Software alternatives appear (GNU Arch, Darcs, Monotone). None are good enough technically.
- 2005: BitKeeper's free of cost license revoked. Linux has to migrate.
- 2005: Unsatisfied with the alternatives, Linus decides to start his own project, **Git**.
- 2007: Many young, but good projects for decentralized revision control: Git, Mercurial, Bazaar, Monotone, Darcs, ...
- 2014: Git is the most widely used according to Eclipse user's survey¹.

¹<https://ianskerrett.wordpress.com/2014/06/23/eclipse-community-survey-2014-results/>



Who Makes Git?

```
$ git shortlog -s -no-merges | sort -nr | head -30
6136 Junio C Hamano ← Google (full-time on Git)
1680 Jeff King ← GitHub (≈ full-time on Git)
1289 Shawn O. Pearce ← Google
1096 Linus Torvalds (No longer contributor)
751 Nguyen Tha Ngoc Duy
748 Johannes Schindelin ← Microsoft (full-time on Git)
720 Jonathan Nieder ← Google
520 Michael Haggerty ← GitHub (recent)
514 René Scharfe
511 Jakub Narebski
487 Eric Wong
414 Felipe Contreras
401 Johannes Sixt
348 Christian Couder ← Booking.com (50% on Git)
```



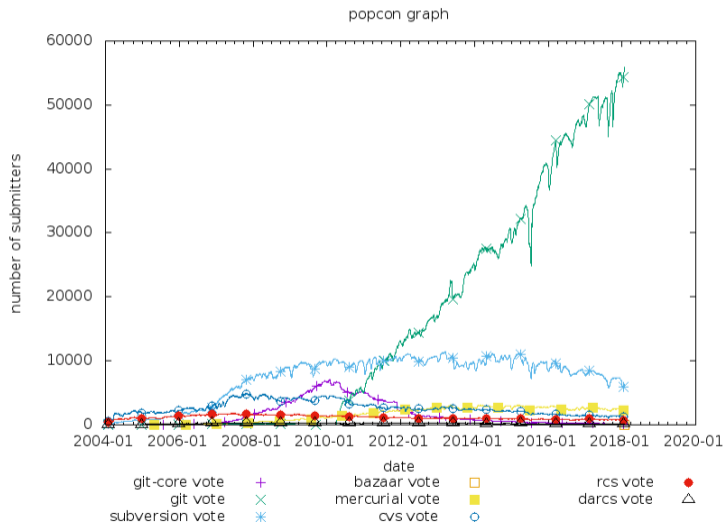
Outline of this section

3 Git Vs Others

- History
- **Popularity**
- Centralized Vs Decentralized



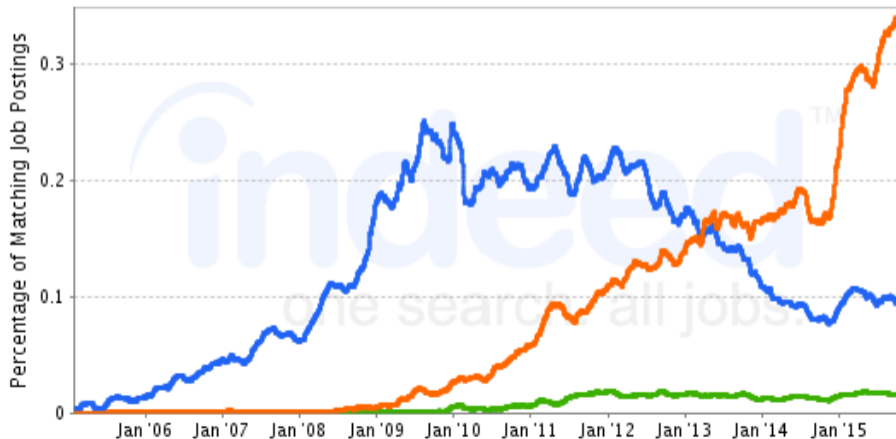
Git Adoption (Debian popularity contest)



Git Adoption (Job offers)

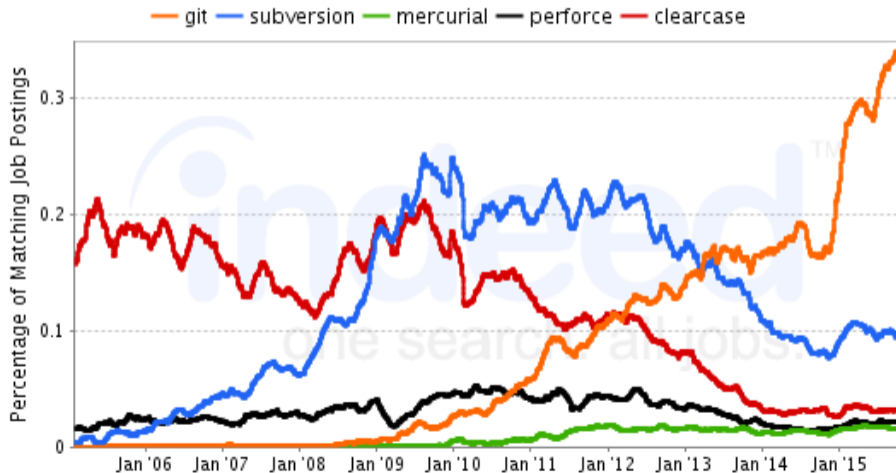
Job Trends from Indeed.com

— git — subversion — mercurial



Git Adoption (Job offers)

Job Trends from Indeed.com



Git Adoption (Hosting)

- GitHub: 27 millions users, 76 millions projects hosted (<https://github.com/about/press>).
- How about Mercurial?

A screenshot of a search engine results page. The search bar at the top contains the text "bitbucket mercurial git" and a blue search button with a magnifying glass icon. Below the search bar, there are navigation tabs: "Web" (highlighted with a blue underline), "Images", "Videos", "News", "Shopping", "More" (with a dropdown arrow), and "Search tools". Below the tabs, it says "About 263,000 results (0.49 seconds)". The first search result is titled "Converting Hg repositories to Git | Bitbucket Blog" in blue text, with a green URL: <https://blog.bitbucket.org/2011/10/05/converting-hg-repositories-to-git/> followed by a dropdown arrow. Below the URL, it says "Oct 5, 2011 - One of the questions that has gained the most attention is, 'How can I convert my existing Mercurial (Hg) repos to Git?' We have an answer!". The second search result is titled "Bitbucket — The Git solution for professional teams" in purple text.



Summary of Available Options

- Centralized

 - RCS, CVS Outdated

 - SVN Does the job

- Decentralized

 - Git Fast, powerful, popular

 - Mercurial (hg) Very similar to Git but designed to be simpler. Less popular but very active too.

 - Bazaar (bzd) Development stopped in 2013

 - Monotone (mtn) Invented the core concepts behind Git, slow, never took up

 - Darcs Novel design, slow (exponential worst-case), never took up



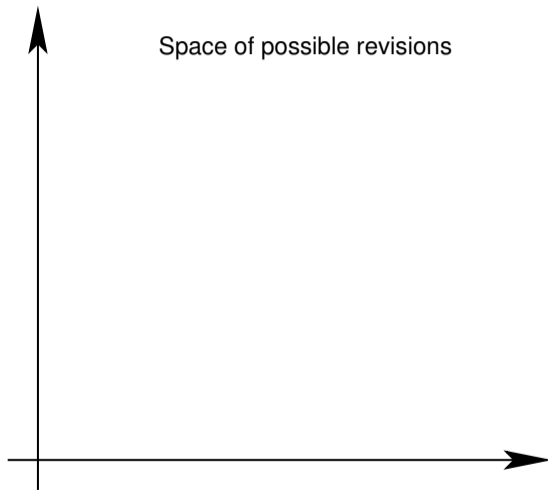
Outline of this section

3 Git Vs Others

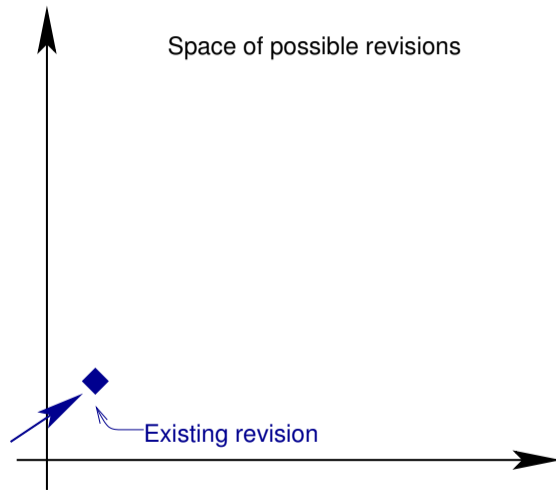
- History
- Popularity
- Centralized Vs Decentralized



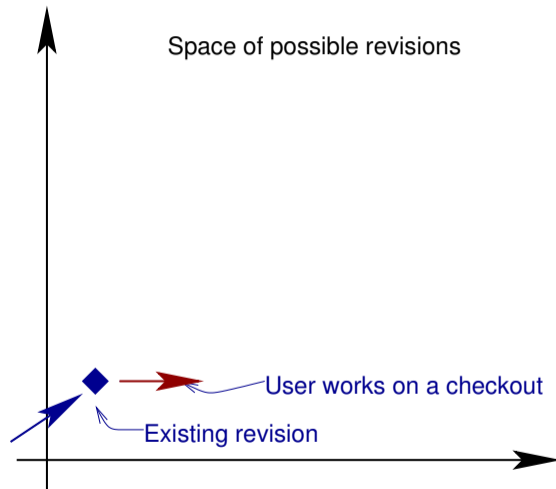
CVS and SVN: Commit/Update Approach



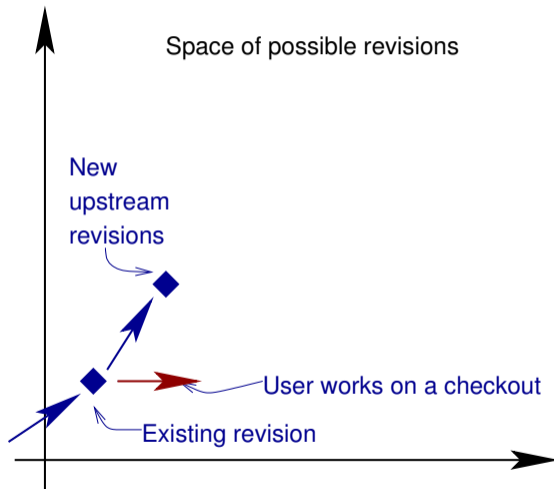
CVS and SVN: Commit/Update Approach



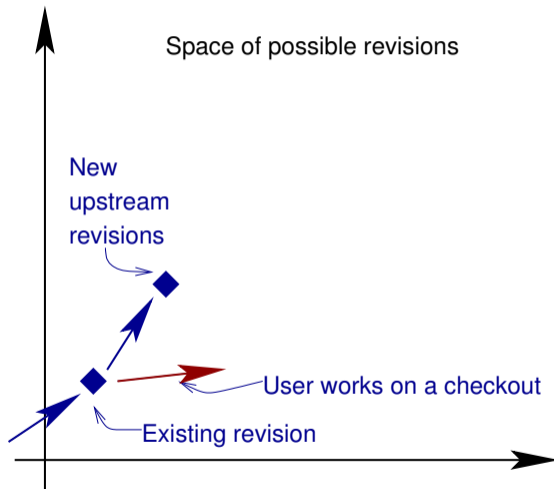
CVS and SVN: Commit/Update Approach



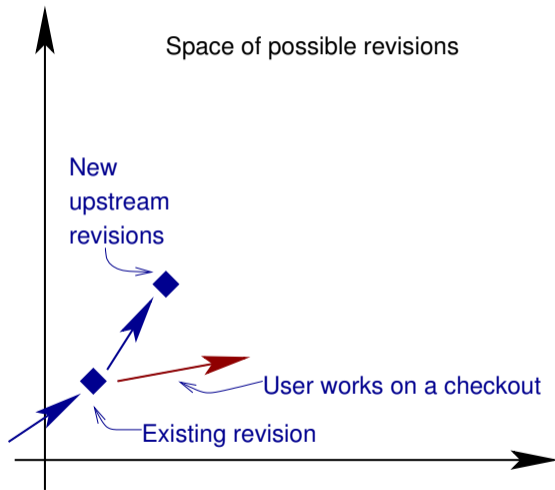
CVS and SVN: Commit/Update Approach



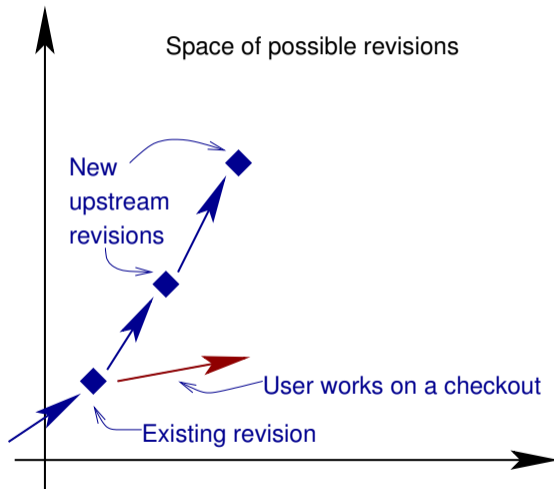
CVS and SVN: Commit/Update Approach



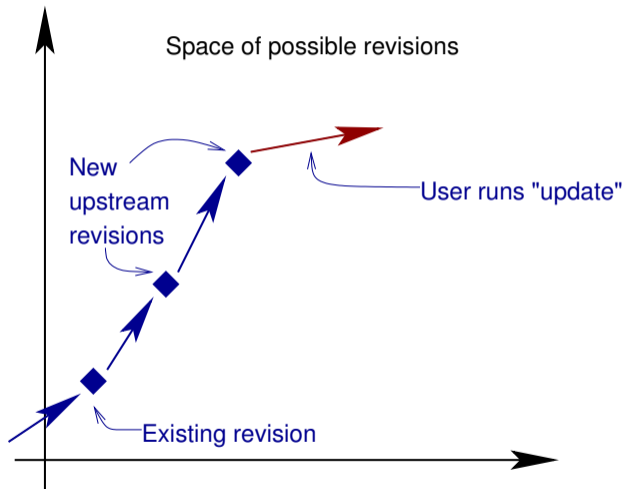
CVS and SVN: Commit/Update Approach



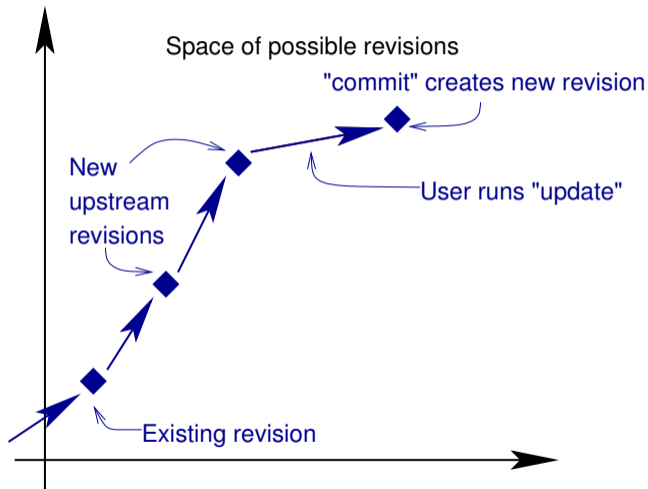
CVS and SVN: Commit/Update Approach



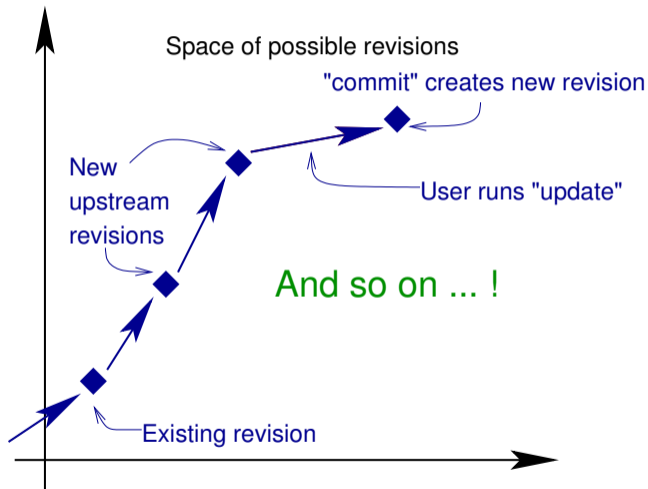
CVS and SVN: Commit/Update Approach



CVS and SVN: Commit/Update Approach



CVS and SVN: Commit/Update Approach



Commit/Update Approach: limitations

- A change is either “uncommitted” or “cast in stone”
- Update before commit: what if the merge fails?
- No easy way to contribute to a repo without write permission



Decentralized Version Control

Each developer has its own repository

- Works offline, fast (I use `git` more than `ls` and `cd` !)
- Replicate data (\Rightarrow safer)
- No need for a server, creating a repo is cheap (I have 200 repos on my account)
- Private space (draft, not cast in stone)
- Different workflows

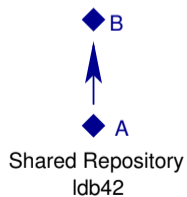


Outline

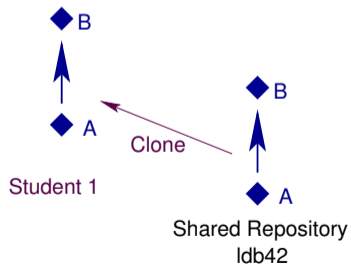
- 1 Revision Control System
- 2 Git: Basic Principles
- 3 Git Vs Others
- 4 An Example Using Git
- 5 Advices Using Git



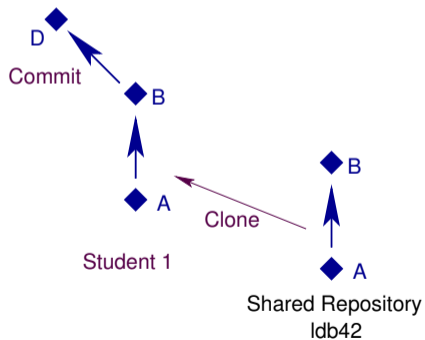
Starting the project with Git



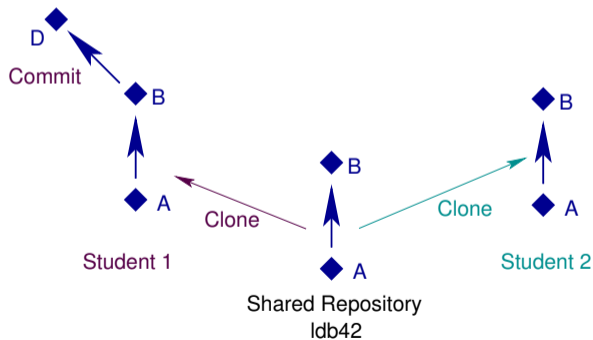
Starting the project with Git



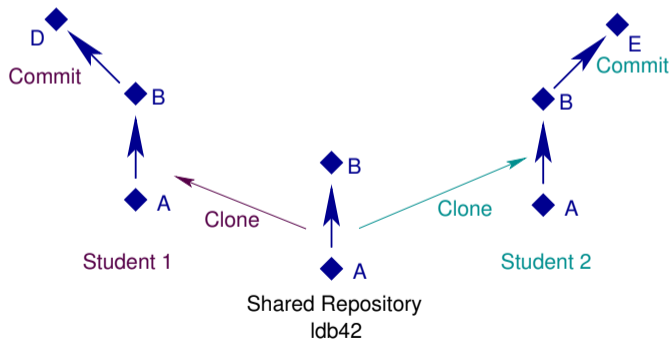
Starting the project with Git



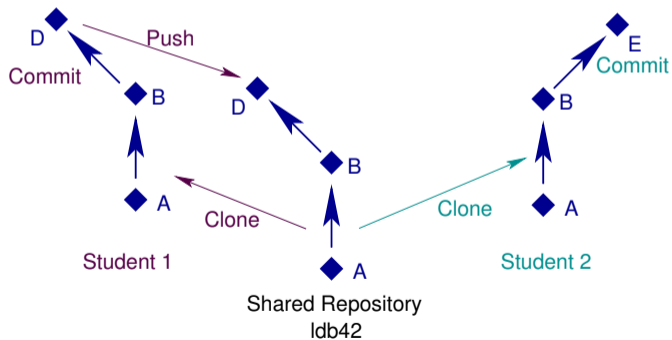
Starting the project with Git



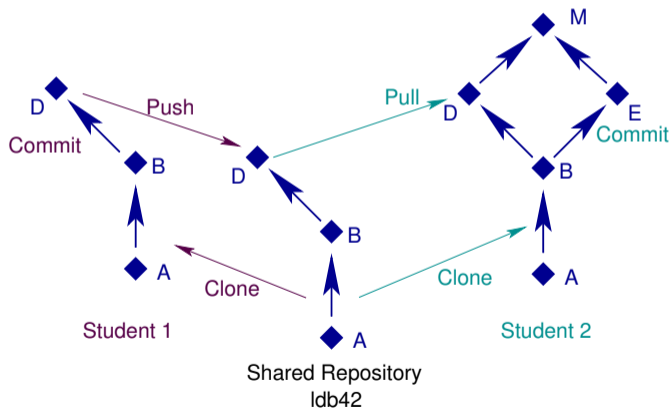
Starting the project with Git



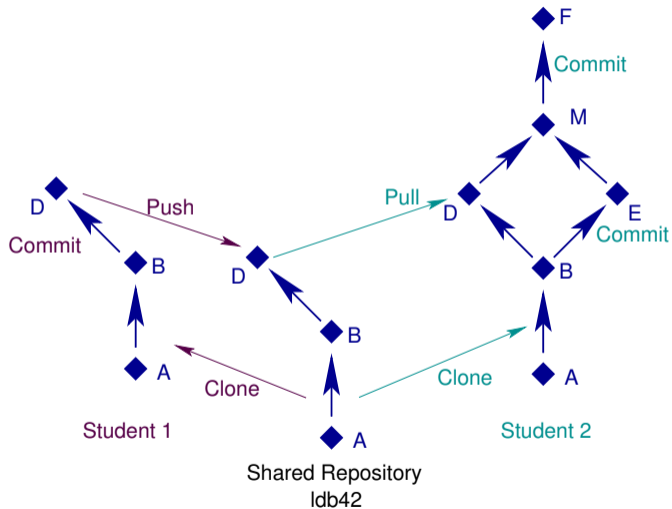
Starting the project with Git



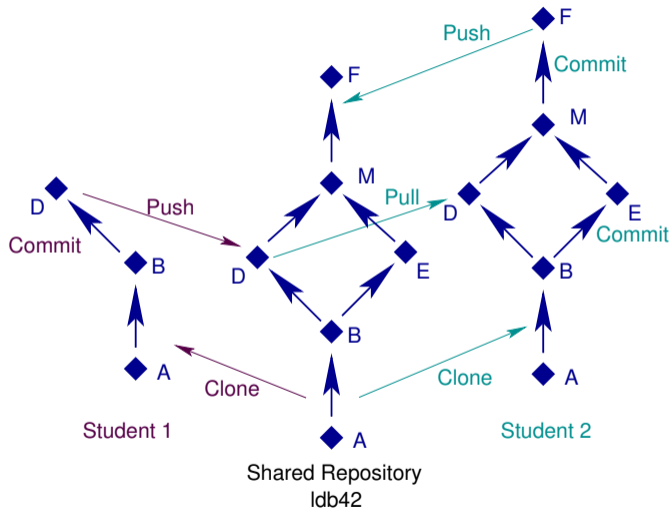
Starting the project with Git



Starting the project with Git



Starting the project with Git



Starting the project with Git: in Practice

```
Alice$ git clone git@github.com:moy/git-training.git git-training
Initialized empty Git repository in /perms/Alice/git-training/.git/
remote: Counting objects: 960, done.
remote: Compressing objects: 100% (555/555), done.
remote: Total 960 (delta 341), reused 949 (delta 330)
Receiving objects: 100% (960/960), 1.51 MiB, done.
Resolving deltas: 100% (341/341), done.
```



Starting the project with Git: in Practice

```
Alice$ git clone git@github.com:moy/git-training.git git-training  
Alice$ cd git-training/sandbox  
Alice$ vi hello.c
```



Starting the project with Git: in Practice

```
Alice$ git clone git@github.com:moy/git-training.git git-training
Alice$ cd git-training/sandbox
Alice$ vi hello.c
Alice$ git status
# On branch master
# Changed but not updated:
#   (use "git add <file>..." to update what will be committed)
#   (use "git checkout -- <file>..." to discard changes ...)
#
#       modified:   hello.c
#
```



Starting the project with Git: in Practice

```
Alice$ git clone git@github.com:moy/git-training.git git-training
Alice$ cd git-training/sandbox
Alice$ vi hello.c
Alice$ git status
Alice$ git diff HEAD
--- a/projet/sandbox/hello.c
+++ b/projet/sandbox/hello.c
@@ -1,5 +1,5 @@
 /* Chacun ajoute son nom ici */
-/* Auteurs : ... et ... */
+/* Auteurs : Alice et ... */

#include <stdio.h>
```



Starting the project with Git: in Practice

```
Alice$ git clone git@github.com:moy/git-training.git git-training
Alice$ cd git-training/sandbox
Alice$ vi hello.c
Alice$ git status
Alice$ git diff HEAD
Alice$ git commit -a
[master d943af5] Added my name.
 1 files changed, 1 insertions(+), 1 deletions(-)
```



Starting the project with Git: in Practice

```
Alice$ git clone git@github.com:moy/git-training.git git-training
Alice$ cd git-training/sandbox
Alice$ vi hello.c
Alice$ git status
Alice$ git diff HEAD
Alice$ git commit -a
Alice$ git log
commit d943af53ec13b43eac31d4cca3b11f51746a90cc
Author: Alice <Alice@ensimag.imag.fr>
```

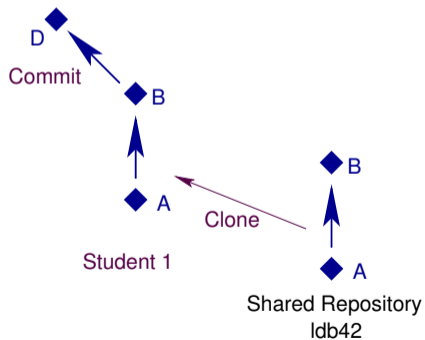
Added my name.

```
commit 96e1dead6dc0f8e23308726d22bbf42d0e99352f
Author: Equipe ldb42 <ldb42@example.com>
```

Personalisation du dépôt pour ldb42



Starting the project with Git



Starting the project with Git: in Practice

```
Bob$ git clone git@github.com:moy/git-training.git git-training
Initialized empty Git repository in /perms/Bob/git-training/.git/
remote: Counting objects: 960, done.
remote: Compressing objects: 100% (555/555), done.
remote: Total 960 (delta 341), reused 949 (delta 330)
Receiving objects: 100% (960/960), 1.51 MiB, done.
Resolving deltas: 100% (341/341), done.
```



Starting the project with Git: in Practice

```
Bob$ git clone git@github.com:moy/git-training.git git-training
Bob$ cd git-training/sandbox
Bob$ vi hello.c
```



Starting the project with Git: in Practice

```
Bob$ git clone git@github.com:moy/git-training.git git-training
Bob$ cd git-training/sandbox
Bob$ vi hello.c
Bob$ git commit -a
[master ae00028] Removed a piece of code.
 1 files changed, 0 insertions(+), 10 deletions(-)
```



Starting the project with Git: in Practice

```
Bob$ git clone git@github.com:moy/git-training.git git-training
```

```
Bob$ cd git-training/sandbox
```

```
Bob$ vi hello.c
```

```
Bob$ git commit -a
```

```
Bob$ git log
```

```
commit ae000285167885b286401ea3eb3379a7a3946260
```

```
Author: Bob <Bob@example.com>
```

```
Date: Thu Nov 19 16:52:53 2009 +0100
```

Removed a piece of code.

```
commit 96eldead6dc0f8e23308726d22bbf42d0e99352f
```

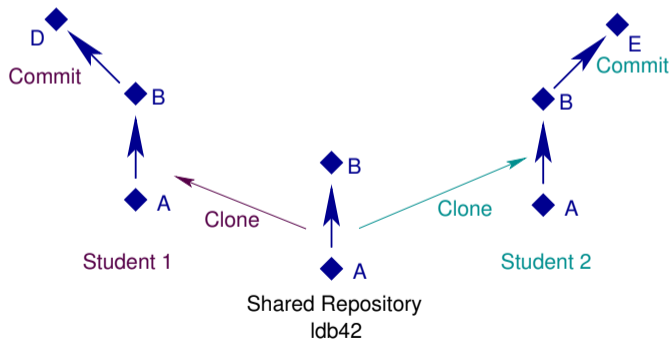
```
Author: Equipe ldb42 <ldb42@example.com>
```

```
Date: Thu Nov 19 16:30:54 2009 +0100
```

Personalisation du dépôt pour ldb42



Starting the project with Git



Starting the project with Git: in Practice

```
Bob$ git push
```

```
Counting objects: 9, done.
```

```
Delta compression using up to 16 threads.
```

```
Compressing objects: 100% (4/4), done.
```

```
Writing objects: 100% (5/5), 432 bytes, done.
```

```
Total 5 (delta 2), reused 0 (delta 0)
```

```
To git@github.com:moy/git-training.git
```

```
96eldea..ae00028 master -> master
```



Starting the project with Git: in Practice

```
Bob$ git push
```

```
# back to Alice
```

```
Alice$ git push
```

```
To git@github.com:moy/git-training.git
```

```
! [rejected]        master -> master (non-fast forward)
```

```
error: failed to push some refs to 'git@github.com:moy/git-training.git'
```

```
hint: Updates were rejected because the tip of your current branch is
```

```
hint: behind its remote counterpart. Integrate the remote changes (e.g.
```

```
hint: 'git pull ...') before pushing again.
```

```
hint: See the 'Note about fast-forwards' in 'git push -help' for details.
```



Starting the project with Git: in Practice

```
Bob$ git push
```

```
# back to Alice
```

```
Alice$ git push
```

```
Alice$ git pull
```

```
Unpacking objects: 100% (5/5), done.
```

```
From git@github.com:moy/git-training.git
```

```
96eldea..ae00028 master -> origin/master
```

```
Auto-merging sandbox/hello.c
```

```
Merge made by recursive.
```

```
 sandbox/hello.c | 10 -----
```

```
1 files changed, 0 insertions(+), 10 deletions(-)
```



Starting the project with Git: in Practice

```
Bob$ git push
```

```
# back to Alice
```

```
Alice$ git push
```

```
Alice$ git pull
```

```
Alice$ vi hello.c
```

```
Alice$ git commit -a
```

```
[master ee9f864] Test
```

```
1 files changed, 1 insertions(+), 0 deletions(-)
```



Starting the project with Git: in Practice

```
Bob$ git push
```

```
# back to Alice
```

```
Alice$ git push
```

```
Alice$ git pull
```

```
Alice$ vi hello.c
```

```
Alice$ git commit -a
```

```
Alice$ git log --graph --oneline
```

```
* ee9f864 Test
```

```
* 830a084 Merge branch 'master' of ...
```

```
|\
```

```
| * ae00028 Removed a piece of code.
```

```
* | d943af5 Added my name.
```

```
|/
```

```
* 96eldea Personalisation du dépôt pour ldb42
```



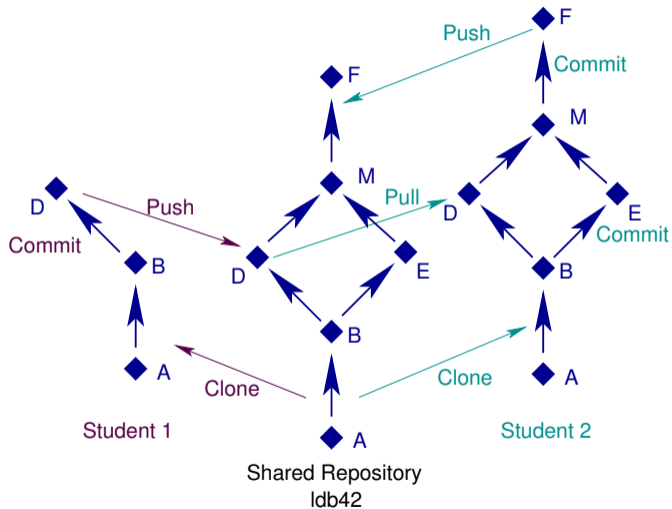
Starting the project with Git: in Practice

```
Bob$ git push

# back to Alice
Alice$ git push
Alice$ git pull
Alice$ vi hello.c
Alice$ git commit -a
Alice$ git log --graph --oneline
Alice$ git push
Counting objects: 23, done.
Delta compression using up to 16 threads.
Compressing objects: 100% (12/12), done.
Writing objects: 100% (15/15), 1.20 KiB, done.
Total 15 (delta 6), reused 0 (delta 0)
To git@github.com:moy/git-training.git
   ae00028..ee9f864  master -> master
```



Starting the project with Git



Outline

- 1 Revision Control System
- 2 Git: Basic Principles
- 3 Git Vs Others
- 4 An Example Using Git
- 5 Advices Using Git



Advices Using Git (for beginners)

- **Never** exchange files outside Git's control (email, scp, usb key), except if you *really* know what you're doing;



Advices Using Git (for beginners)

- **Never** exchange files outside Git's control (email, scp, usb key), except if you *really* know what you're doing;
- Always use `git commit -a`;
- Make a `git push` after each `git commit -a` (use `git pull` if needed);
- Do `git pull` regularly, to remain synchronized with your teammates. You need to make a `git commit -a` before you can make a `git pull` (this is to avoid mixing manual changes with merges).
- Do not make useless changes to your code. Do not let your editor/IDE reformat code that is not yours.

